

DOCK LINE

Tomball

MAGAZINE



August 2020


DKB

Dream Kitchen & Bath

**A Stress-Free Kitchen
Renovation, On Time and
Within Budget?**

How Dream Kitchen & Bath is
Transforming Spaces...and Perceptions

See page 8



**SJRA Rehabilitation of
Bear Branch Gravity Main
Project Updates**

See Page 22

PRSR STD
U.S. POSTAGE
PAID
DENVER, CO
PERMIT NO. 5377



**A symbol of our
dedication to
our **community****





MAINTAINING OUR COMMITMENT TO SERVE OUR GROWING COMMUNITIES

When Sandstone Chiropractic was established in Montgomery, Texas in 2009 - We made it our mission to provide the families of our community with a new perspective on their health by delivering the highest quality of care in a comfortable and holistic setting.

Since then, the demand for the same experience in family medicine, neurofeedback and regenerative medicine presented itself. This provided us with the opportunity to continue our pattern of growth by creating a unique blend of comprehensive healthcare to better serve our community and their loved ones.

Chiropractic | Neurofeedback | Family Medicine | Regenerative Medicine

SandStone
HEALTH

To schedule an appointment or for more information please call: 281.203.0070

www.sandstonehealth.com



Wiggins Furniture

936.441.1959

www.wigginsfurniture.net

5459 W. Davis St, Conroe, TX 77304



OPEN

Tuesday thru Saturday • 10 am to 5:30 PM

& By Appointment

CLOSED SUNDAY & MONDAY

****Please be self conscious of Social Distancing,
help us in helping your families & ours.**



**NOW OFFERING 3%
FINANCING FOR ALL QUALIFIED BUYERS!**





Just like June and July, August is shaping up to be like no other we have ever experienced. As we are continuing to learn what new normal behaviors are expected of us with changing variables on a daily basis it gets to be a bit confusing. Nobody seems to know what normal even looks like anymore. Here at Dock Line we will continue to be here to support our community, since now more than ever our community needs all of our support. As we continue to navigate the new waters of this ever changing summer, just know we will still have beach days and cookouts but there will also be social distancing, smaller gatherings and more staycations. Our new normal is definitely anything but normal. It is true our vocabulary has changed but throughout it all, the message remains the same. We are a community of resilience, compassion and generosity. It has become apparent now more than ever what a great community we live in. We encourage everyone to take a look around, celebrate the little things and support your local businesses, as they absolutely need your support as we all struggle to get through this unprecedented time. If we all stick together we will be stronger than ever. Until next month, stay safe and take care...

Bentley & Ellie 

Follow Us on
Facebook & Twitter



DOCK LINE

Tomball

MAGAZINE



table of CONTENTS

AUGUST 2020



If you are looking for a stress-free way to get your kitchen, bathroom, or full home renovation, Dream Kitchen & Bath is your new favorite home design and construction company. You can learn more about Dream Kitchen & Bath by going online at www.dreamkitchenandbathtx.com, or by calling GM Emad Takatka at (832) 944-5528.

- 8** A Stress-Free Kitchen Renovation, On Time and Within Budget? How Dream Kitchen & Bath is Transforming Spaces...and Perceptions
- 12** Back to Health
- 13** Three Keys to Becoming an Effective Networker
- 14** An UPDATE from STAGE RIGHT of Texas: The Only Constant in Life is Change
- 16** Catch 'Em, Clean 'Em & Eat 'Em
- 18** Online with Dock Line: Should You Build Your Own Website? The Pros and Cons of a DIY Website
- 20** LEGAL ISSUES: LEGAL: WHO DO I PAY FIRST?
- 22** SJRA Rehabilitation of Bear Branch Gravity Main Project Update
- 24** Friends of Texas Wildlife: Is That a Baby Owl?
- 26** Fishing Hole Nature: Flycatchers & the Texas Bird-of-Paradise
- 28** Fishing Adventures with Derek Pietsch



Check our Dock Line Magazine page online for any upcoming events that might happen in August 2020

VISIT US ON THE WEB! WWW.DOCKLINEMAGAZINE.COM

DOCK LINE

Tomball

MAGAZINE



Angela Glezman
PUBLISHER/EDITOR

Bentley/Ellie
MANAGING EDITORS

Kelly L. O'Quinn
ART DIRECTOR

David Donahoo, Colton Rucker
SEO SPECIALISTS

Stephanie Davis
SALES ASSOCIATES

Brian Sherman
WRITER

Jessie Smith
D&K Photography
PHOTOGRAPHERS

CONTRIBUTORS:

Dr. Lindsey Thomas, DC

James M. Bright

Lisa Wolling

Carolyn Corsano Wong

Derek Pietsch

Bronwyn Clear

DOCK LINE MAGAZINE - TOMBALL

is published by:

Magic Marketing, Inc.

P.O. Box 174

Conroe, TX 77301

Telephone: 936-828-4296

Fax: 936-307-1300

E-mail: angela@docklinemagazine.com

Subscriptions to DOCK LINE MAGAZINE - TOMBALL cost \$25.00 per year. To subscribe, mail a check with your name and address to:

P.O. Box 174

Conroe, TX 77301

Dock Line Magazine welcomes reader correspondence. We reserve the right to edit or reject any material submitted. The publisher assumes no responsibility for the return of any unsolicited material.

DOCK LINE MAGAZINE® 2020, all rights reserved. All editorial and advertising copy belongs solely to DOCK LINE MAGAZINE. Reproduction in whole or part without express written permission is strictly prohibited.

Articles are the opinions and experiences of other people and we do not necessarily approve, agree with, and/or condone those opinions.

DENTAL IMPLANT RESTORATION

With ClearChoice®

Get a Beautiful, Confidence-Inspiring Smile

Whether you want to restore a complete upper and lower set of teeth or a single tooth with implants, the ClearChoice Dental Implant Center of The Woodlands will help you get back to looking and feeling your best.

Chastity's family recognized her discomfort and the negative impact her teeth had on her well being. Now with dental implants, she feels like herself again, and isn't afraid to show off her new smile.

—Chastity, *Smile Healthy® Success Story*
ClearChoice® The Woodlands



1111 Medical Plaza Drive, Suite 100
The Woodlands, Texas 77380
Dental Implant Associates of The Woodlands, P.A.

SCHEDULE A FREE CONSULTATION TODAY. Call 888.796.9115 or Visit ClearChoice.com

Rhonda F. Jacob, DDS, MS; Prosthodontist; David R. Mulherin, DDS, Oral and Maxillofacial Surgeon, ClearChoice Dental Implant Centers® are locally owned and operated by licensed dentists, and are part of a professional affiliation of implant practices operated by oral surgeons, prosthodontists, and restorative dentists across the U.S. A majority of patients (and approximately 90% of Minnesota patients) qualify for same day implants and can have their procedure in one day after initial workup, without additional bone graft surgery, and may leave the office that same day with provisional prostheses and the final prostheses to be placed later. Results may vary in individual cases. Both general dentists and specialists in some states. Dental implants are not a recognized specialty. Dental specialists are specialists in oral maxillofacial surgery and prosthodontics. Limited services available at satellite offices. Dental implants can last a lifetime. Studies show that dental implants are likely to last at least 25 years with proper care and maintenance in most cases.

DKB

Dream Kitchen & Bath



SHOWROOM LOCATION

6911 FM 1488 STE C
MAGNOLIA, TX 77354
TEL. 832.934.1600
FAX. 832.934.1602

DREAMKITCHENANDBATHTX.COM
DREAMKITCHEN2@AOL.COM



**CALL TODAY FOR YOUR
FREE ESTIMATE AND
DESIGN
CONSULTATION!**



A Stress-Free Kitchen Renovation, On Time and Within Budget?

*How Dream Kitchen & Bath is Transforming Spaces...
and Perceptions*

BY: BRIAN SHERMAN



What's the most popular remodeling project for homeowners? What room is the most renovated room in American homes? The answer is not a surprise to anyone: the kitchen.

The kitchen is the room that people use the most. It's the place where so many family moments happen, where friends gather, where holiday memories are created. It's where the kids run through to grab a snack on a busy day, where you stand around the counter and enjoy a conversation, and where family meals are prepared with loved ones. It's usually the most memorable room in your home, and that might not necessarily be a good thing if your kitchen is old and out of style.

While it may be the most popular hang out spot, it's also the one room that gets outdated the quickest. Keeping up with the newest trends and upgrading your kitchen might sound exciting, but it also scares a lot of homeowners. There are a lot of assumptions about renovations, namely how stressful they can be. But the reality is, the stress factor comes down to choosing the right company.

Renovation? Get Ready to be Stressed...Right?

Dream Kitchen & Bath started for that very reason - to change the assumptions about home remodels by providing a service that will always exceed customers' expectations. And let's face it, expectations for the process of remodeling aren't usually very high. Time after time they have delivered results that surprise their customers, and they do it by breaking the mold of what a typical renovation should be. Here's a customer response that exemplifies the work of Dream Kitchen & Bath:

"Dream Kitchen & Bath surpassed our expectations - they have done an incredible job with our interior renovation. Our home needed a major facelift when we moved in, and Emad was personally involved in the planning of each project with recommendations based on his experience. His team handled all of our projects that included the kitchen, three baths, and the support



beam construction of the dining room for an open plan concept. Each crewmember on his team was very courteous, and made sure our concerns were promptly addressed and with attention to detail. All of our projects were within the cost estimates provided, and in a timely manner. The office staff and crews were both professional and courteous throughout this transformation. Our home looks wonderful, and we highly recommend Emad and his team for any home project."

– Angie's List Review

Dream Kitchen & Bath's General Manager Emad Takatka takes pride in their process. "We always exceed our customer's expectations. We always deliver what they were hoping for, which actually surprises most people. They can't be-

lieve that we delivered on time, with such high quality work and communication. We make the process as easy as possible and our customers are always delighted by our methods."

It's quite unusual for people to enjoy the process of a renovation. The finished product, sure, but the in-between is where the stress lurks. Dream Kitchen & Bath has found a way to transform not only people's kitchens, but also their perception on what a remodeling company can be.

Why Kitchen Remodels Don't Have to Be Stressful

Kitchen remodels specifically are so popular because renovations can be made without

Continued on page 10 ➞



you having to move out of the house, and it can add a ton of value to your home. While you can find a way to live around the construction, most renovations can be messy and make you want to stay away as much as possible. It's not uncommon to see piles of debris right outside the front door, and a messy dump of demolition aftermath sitting in front of the house. Dream Kitchen & Bath takes a different approach, removing all the debris daily and never placing it in front of the home.

They also finish remodel projects on time, a rare feat nowadays, and within budget - perhaps even more scarce. And we're not talking about cheap, simple designs and materials. Granite, marble, quartz, intricate designs, artistic molding, detail oriented craftsmanship - all designed, constructed and installed with excellence from conception to completion. Dream Kitchen & Bath follows a narrow road in the home renovation industry: they actually deliver on their promises.

Renovations also always seem to reveal hidden problems, and how they are handled can be the source of either anxiety or relief. "When it comes to problems and troubleshooting, with no questions asked I myself go and talk with the customer within an hour to make sure the communication is clear and that everything is under control. We move everything in our schedule around to meet the customer's needs and keep the project on track," says Emad.

A large part of their success is the vision behind the company, Emad's love for transfor-



mation. "My passion is simply to fix things, to make things better," he says. "My kids call me the fixer. I see something that is broken and I get excited about fixing it. When it comes to remodelling, I love to see the transformation of a space. I love finding the potential and making it a reality." Perhaps that's exactly why the company is called Dream Kitchen & Bath. Your dream for your kitchen contains all the potential Emad and his team need to transform your space. And do they ever deliver.

Current Events and Remodeling - How Has it Been Affected?

Many new homes now are built with an open concept, where the kitchen is the focal point. It makes perfect sense. The style is so



popular that homeowners are removing walls, opening up rooms, and rebuilding their kitchen to match the looks they so often see on HGTV. But with everything going on in the world, you may think remodelling a kitchen is the last thing on people's minds. Well, then you'd be surprised.

"To be honest, I'm surprised by this, but we haven't been affected at all," says an amazed Emad. "If anything, we've only had a few customers who requested to put a project on hold for a few weeks to be cautious, only to start back up once their fears were relieved of the severity of everything."

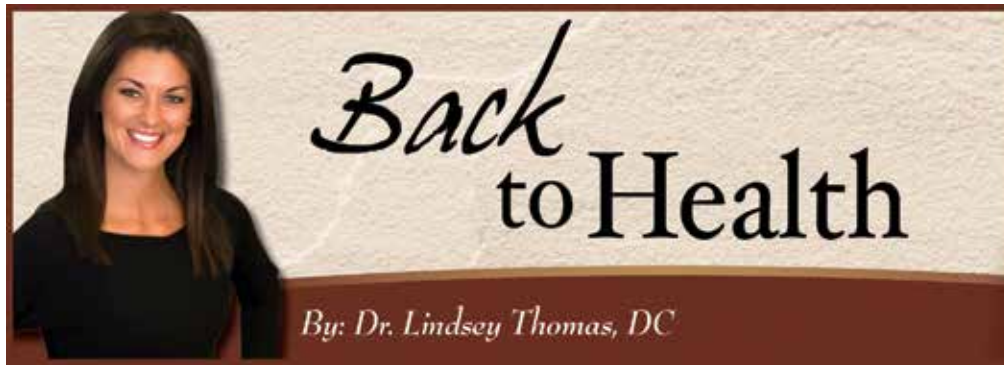
That should bring some hope to you if you've been considering a remodel but have had second thoughts due to current events. In fact, now may be the perfect time to transform your home to prepare for friends and family in the future.

Community Support Makes All the Difference

Dream Kitchen & Bath is not just a local favorite for transforming kitchens, but for bathrooms, living rooms, bedrooms - any space in a

home. Emad feels blessed to have the support of the local community. "We love our community because they are so supportive and love working with local businesses," he says. "While we strive to go above and beyond for each of our customers, we have been surprised that they do the same for us. They talk about us to everyone they know and about how we were on time, the quality of work, and the level of communication we provide. It's music to our ears. This has always been our goal, to reach this level of relationship with our customers."

If you are looking for a stress-free way to get your kitchen, bathroom, or full home renovation, Dream Kitchen & Bath is your new favorite home design and construction company. Not only will you get exceptional service and craftsmanship throughout your renovation, you will also get a beautiful design rendering for your dream room for free! You can learn more about Dream Kitchen & Bath by going online at www.dreamkitchenandbathtx.com, or by calling GM Emad Takatka at (832) 944-5528. ♦



Your Child's Backpack: A Source of Spinal Stress?

It has become a picture that parents are most proud of - their child heading to the school bus, looking forward to their first day of school. They are well-prepared, with pencils, erasers, notebooks and backpacks in tow.

Backpacks can be very useful for your children. Many of them come with multiple compartments that help kids stay organized by keeping important books and papers in place. Backpacks are better than shoulder bags or purses for carrying these supplies, since the back and abdominal muscles (the strongest muscles in the body) are used to support the weight of the pack. However, to take full advantage of these benefits without the disadvantage of feeling overburdened or in pain, it is important that children use backpacks properly. This means watching the weight of the pack and carrying it correctly.

Wearing backpacks improperly or carrying ones that are too heavy put children at increased risk for spinal injury. Postural compensations carrying the heavy loads are causing what chiropractors term repetitive stress injury to many children.

According to the American Chiropractic Association, young children are suffering from back pain much earlier than previous generations, and the use of heavy backpacks is a contributing factor. Heavy backpacks can cause a child to hyperextend, or arch, his or her back, or lean the head and trunk forward to compensate for the weight of the bag. These postures can stress the muscles in the neck and back, increasing the risk of injury and fatigue. The natural curves in the upper, middle and lower back can become distorted, which will cause irritation to the spine. A rounding of the shoulders could also result if a back has to compensate for a heavy load.

Wearing a backpack on one shoulder may cause a child to lean to one side in order to compensate for the extra weight. The middle back, ribs and lower back can become stressed on the side of the body opposite of where the backpack is placed. Carrying the pack on one shoulder may also cause upper back pain and a strain in the shoulders and neck.

There are methods for preventing posture problems and other condition associated with toting a heavy backpack. The number one preventative method is to limit the weight of the backpack. Many healthcare profession-

als agree that backpack loads become a health problem when they reach 15% or more of your child's body weight. For example, a child weighing 50 pounds should carry no more than 7.5 pounds in their backpack; children weighing 100 pounds should carry no more than 15 pounds on their back; and children and adolescents weighing 150 pounds should not carry more than 22.5 pounds. A recent study has revealed that 55 percent of students are carrying backpacks weighing more than 15% of their weight.



As you prepare your child to head back to school, here are some tips on how to ensure that his backpack is safe, as well as ways to be proactive when it comes to the amount of weight your child carries to and from school everyday.

- Wear both straps and avoid the one-strap styled back packs. Uneven distribution of the load causes postural compensations and spinal stress.

- When putting on and removing backpacks, bend at the knees or have the pack at a higher level such as on a desk or table. Sudden twisting motion adds to the potential of injury.

- Arrange the backpack so it rests evenly and snugly in the middle of the back. Shoulder straps should be adjusted to allow the child to

put on and take off the backpack without difficulty and permit free movement of the arms. Straps should not be too loose, and the backpack should not extend below the lower back.

- Keep the load at 10-15% or less of the student's bodyweight. Carry only those items that are required for the day. Request additional textbooks to be kept at home instead of hauling heavy books to and from school.

- Clean out the backpack once a week to remove any unnecessary items that can create more weight.

- Organize the contents of the backpack by placing the heaviest items closest to the back.

- A padded back and wide shoulder straps will reduce pressure on the back, shoulders, and underarm regions, and enhance comfort.

- Hip and chest belts help to transfer some of the backpack weight from the back and shoulders to the hips and torso.

- Reflective material enhances visibility of the child to drivers in the evening hours.

If you begin to notice the following signs, it may be an indication that the backpack is too heavy or not positioned correctly on the back:

- Postural adaptations when wearing the backpack such as: excessive leaning forward, spinal tilt to one side or an elevated hip sup-

porting the excess weight

- Difficulty when putting on or taking off the backpack

- Pain or discomfort when wearing the backpack

- Tingling or numbness in arms and even into fingers

- Redness or soreness in neck, upper back and shoulder muscles

- Lower back pain with either gradual or sudden onset

Every child has a desire to have the "coolest" backpack, but if it's not functional then it's doing more harm than good. A great compromise is to find a backpack that is aesthetically pleasing to your child as well as provides him/her comfort each school day! ♦

Three Keys to Becoming an Effective Networker

Kerry Walsh has been in the wellness industry for 7+ years working with women to empower them on their health and fitness journey.

Her purpose is to encourage, inspire and coach busy women to stop simply surviving and start thriving by gaining self-confidence and building a foundation of new healthy habits to live a lifestyle they desire & deserve!

Kerry is also the chapter owner for the Cypress Women, Wine & Wellness.

Women, Wine & Wellness is on the cutting edge of women's organizations in the United States. They are a dynamic group providing wellness education for women while they connect, learn, grow, and stay inspired. Their events naturally attract professional women, women who are passionate about health, and women who just want a fun night out to connect with other women of the same interests.

This month's CYFEN meeting begins with networking at 11:00 a.m. followed with a prompt 11:30 a.m. start of the program. Luncheons are held at our new location, **Longwood Golf Club, 13300 Longwood Trace, Cypress, TX 77429.**

About Cy-Fair Express Network (CYFEN)

Now over 40 members strong, Cy-Fair Express Network's vision is to be a community and national leader for the support of professional women by providing a nurturing environment for business development, networking, education and mentoring. Our members have opportunities to pursue excellence and achieve both local and national recognition. CYFEN is part of the national organization of the American Business Women's Association (ABWA), for more information go to www.CYFEN.org.

About American Business Women's Association (ABWA)

Founded in 1949, ABWA provides business training and networking opportunities for women of diverse occupations and backgrounds. ABWA has dedicated 60 years to women's education, workplace skills and career development training. For more information, visit, www.abwa.org. ♦



Kerry Walsh

Luncheon Details

Thursday, August 27, 2020

Networking 11:00 a.m.;

Luncheon begins at 11:30 a.m.

Longwood Golf Club

13300 Longwood Trace

Cypress, TX 77429

Costs \$30 with advanced reservations; \$35 at the door

(Please check our website for information in the event we are not able to meet in person)

STAGE RIGHT

An **UPDATE** from **STAGE RIGHT** of Texas: The Only Constant in Life is Change

By: Carolyn Corsano Wong



Lisa Schofield in The Wild Women of Winedale. Change is hard.

STAGE RIGHT of Texas, resident theatre company at the historic Crichton Theatre, has announced that they are moving their production of *Peter Pan* to at least December of 2020 and are not going to be selling season tickets to their planned 2020-2021 Season. The board of directors has decided that theatre under gathering restrictions is not safe or financially practical so they are going to keep moving the productions until a time when gathering restrictions are not in effect.

Are you still doing *Peter Pan*?

Yes, we are producing *Peter Pan*. Out of an abundance of caution though, our board in

consultation with the show's production team decided that it would be best to delay the show once again. The new tentative dates for *Peter Pan* are Dec 4-20, 2020. Tickets will not be on sale until gathering restrictions are eliminated.

Why was *Peter Pan* delayed again?

Due to the surge in Covid-19 cases in June, restrictions of gatherings to no more than 10 persons are back in effect. We can't rehearse *Peter Pan* for presentation in September with only 10 people present at a time. Additionally, live performance venues are currently under capacity restrictions and social distancing measures are still in effect. With capacity restric-

tions in place, the 541 seat Crichton Theatre is reduced to a little over 150 seats. We lose money if we run a show with only that amount of folks in the audience especially an expensive show like *Peter Pan* that comes with the exorbitant cost to fly performers. Additionally, maintaining 6' distance is impossible on stage and backstage during a performance. We have chosen to do what we felt is in the best interest of our artists, patrons and our organization.

What happens to the next season line-up of shows: 2020-2021 Season of Screen to Stage?

STAGE RIGHT is not going to be selling a season package for 2020-2021. Since *Pe-*



The lovely Kathleen Baker in midtransformation as Cinderella



Lizzie Camp in Thoroughly Modern Millie

ter Pan is up in the air (sorry about the pun), it would not be wise to sell season packages since we don't know when the shows will actually take place. We will most likely start the same season of shows planned for 2020-2021

money due to the pandemic restrictions and have no source of income until we are able to present a show. If you'd instead like a credit to a show next season, we'd be happy to accommodate that as well. If you already purchased

season tickets to our 2020-2021 season, we will refund your money.

You lost me. I'm confused.

If you have questions, please call the Crighton box office and they can answer any questions you might have and get all your ticketing issues resolved.

Please keep up with the most current information regarding dates for shows on our website: www.stage-right.org or the Crighton Theatre website www.crightontheatre.org. Please keep safe, stay well and we look forward to seeing you back at the historic Crighton Theatre when this whole mess is over. On the plus side, when you do come back all of the renovations to the lobby may be finished! What a grand re-opening that will be! ♦



Our last bow on the Crighton stage

(*The Odd Couple*, *Nunsense*, *Elf*, *Funny Girl*, *Leaving Iowa*, and *Wizard of Oz*) for a 2021-2022 season. In the meantime, if it is safe to gather again we will come up with alternate small cast shows and hopefully a fundraising event to entertain folks.

I'm a season ticket holder and I already paid for some of these shows, how is that going to work??

Fear not. You will get what you paid for. Folks that had season tickets to our 2019-2020 season, you already paid for *Peter Pan* and *M*A*S*H*. When we are able to present those shows without social distancing requirements, you will see them in the seats you selected. If you would rather not wait and just want your money back, we'll do that. We hope though that you'll consider waiting until we can safely present these shows since we have already lost



The Horrible Herdmans became not so horrible in The Best Christmas Pageant Ever-The Musical

CATCH *Em* CLEAN *Em* & EAT *Em*

Blackened Salmon Soft Tacos



- 1 1/4 pounds skinless salmon fillet, cut into 4 pieces
- 2 tablespoons blackening spice mix or Cajun seasoning (no salt added)
- 1/2 small head romaine lettuce, thinly sliced (about 4 cups)

- 1/2 cup fresh cilantro
- 1 tablespoon olive oil
- 1 tablespoon fresh lime juice
- Kosher salt and pepper
- 8 small flour tortillas, warmed
- Low-fat sour cream, for serving

Heat a large skillet over medium heat. Coat both sides of the salmon with the seasoning mix and cook, covered, until opaque throughout and blackened, 3 to 4 minutes per side.

Meanwhile, in a large bowl, toss together the lettuce, cilantro, oil, lime juice, and 1/4 tsp. each salt and pepper.

Flake the salmon into pieces. If desired, spread sour cream on the tortillas, then fill with the salmon and top with the lettuce mixture.

Chocolate Lemon Ice Cream Pie

- 1 9" chocolate graham cracker piecrust
- 3/4 cup chocolate fudge ice cream topping, divided
- 1 (10-ounce) jar lemon curd
- 1 teaspoon lemon zest
- 4 cups vanilla ice cream, softened



Spread half of the chocolate ice cream topping in the bottom of the piecrust and freeze.

In medium bowl, combine lemon curd, lemon zest, and ice cream; beat until blended. Spoon into piecrust on top of chocolate topping.

Drizzle with remaining chocolate ice cream topping; swirl the topping into the ice cream mixture with the tip of a knife. Freeze until firm. You can slice this right out of the freezer. ♦

*Send Us
Your Recipes!*

E-mail to: linda@docklinemagazine.com

Lifetime Warranty Shaw Handscraped

Hardwood

Starting at

\$4.99/sq ft. Installed

Including Pad & All Trim
Exp. 8/31/20

Waterproof Flooring

Starting at

\$3.99/sq ft. Installed

Includes All Trim
Exp. 8/31/20

Quartz Countertops

Starting at

\$36.99/sq ft. Installed

Exp. 8/31/20

Lifetime Stain Warranty Carpet

\$1.99/sq ft. Installed

Includes Spillproof Pad & Removal of
Old Carpet
Exp. 8/31/20

Wood Tile

Starting at

\$4.99/sq ft. Installed

Installed: Includes Tile,
Thinset & Grout
Exp. 8/31/20

All

FLOORS & MORE

*Your Neighborhood
Flooring Store*

WOOD | CARPET | TILE | LAMINATE
GRANITE COUNTERTOPS | LVP
KITCHEN | BATHROOMS

Making Home Design Easy & Convenient for our Busy Customers
We Will Bring the Showroom to You!

Visit One of Our 4 Locations • www.allfloorstore.com



281-857-6851

- FREE ESTIMATES!
- 12 Months Same As Cash
- 1st Quality Products
- Family Owned & Operated
- Certified Installers
- Lifetime Installation Warranty



DOCK LINE

All of your marketing needs, under one roof.

PRINT – WEB DESIGN – SEO – SOCIAL MEDIA – VIDEO PRODUCTION



For more information about all of our services
visit bit.ly/dockline

Online with Dock Line

Should You Build Your Own Website?

The Pros and Cons of a DIY Website

In light of recent events in the world, you may be one of the many who have found themselves with a lot more time on your hands and stuck at home. You might also be one of the many unfortunate people who have lost their job, or if you have your own small business you've seen a drastic drop in growth. Wherever you are on the "affected by coronavirus" scale, it's likely you have been considering other options for income - mainly in the online space.

Perhaps you have an idea for a side business and need a website, or you already have a small business and you need to get your business online. Whatever your starting point, getting your own website is a crucial step in setting yourself up for success, and growing into something bigger, especially now. So, where do you start?

Well, for most beginners, the cheapest option seems to be the most attractive route. There are many DIY website builders that let you start for free. Wix, Weebly, Wordpress.com, and Go Daddy are just a few of the places that let you build a website for free. But is that the best way to go about getting your business online?

Let's look at that factor and the other major pros and cons of building your own website.

Pro: You can build your own website for free.

Free is appealing for obvious reasons. You can get a website without the finan-

cial investment. If you're just starting out, you might not have a lot of money to put into your website. You may be putting whatever startup money into a different aspect of your business, and a free website gives you some wiggle room to do that.

Con: Free looks "cheap".

While "free" always sounds good, it also has a flip side that can mean "cheap". We've all seen the result of DIY free websites online. With the amount of time we all spend browsing websites nowadays, it's fairly easy to recognize when someone has gone the DIY route. The design is poor. The navigation is difficult. The messaging is confusing. The colors don't





flow right. Overall, it's just not appealing and we tend to leave the website just as soon as we visited.

Pro: DIY websites are easy to build.

Most free DIY website builders are super user friendly. You don't usually need to be tech-savvy to start building your own website. Also, many of the DIY website options offer "drag and drop" types of builders to make it even easier. You can choose pre-built blocks and sections and quickly put together a simple design on your own in just a couple of hours.

Con: DIY websites are limited to your own design skills and the DIY website builder's capabilities.

The downside to building your own website is that most people are not web designers, even though we tend to give ourselves the benefit of the doubt. We also tend to have a bias toward things we created, not being able to see flaws in our work. DIY websites are a perfect example of this. People often think the website they built looks amazing, when in reality it's not attractive to visitors or potential clients. Poor website design can be detrimental to your business as websites are often the first impression people get of your business. Also, DIY website builders leave out a lot of design aspects employed by professional web designers in order to keep things as user friendly and affordable as possible.

Pro: DIY websites give you complete control.

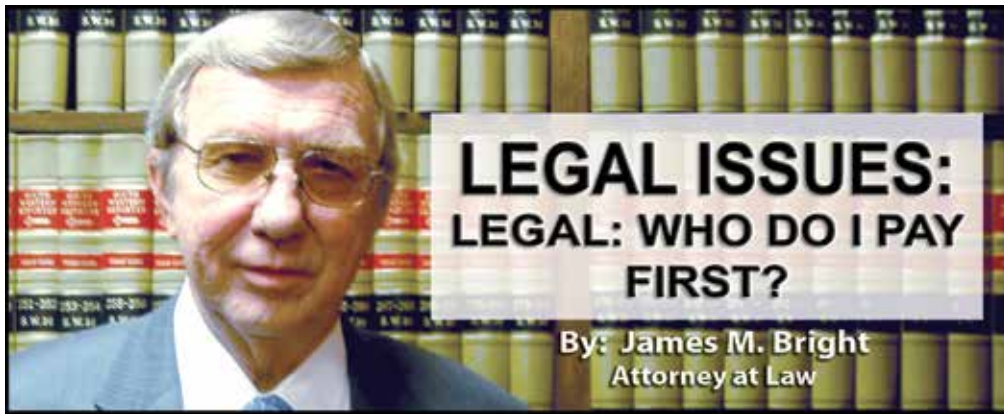
Building your own website can be appealing because you have control over everything...or at least you feel like you do. You can build the site and complete it on your own schedule. You can make changes whenever you like. You can invest your own time in keeping it updated and secure.

Con: DIY websites lack security, get outdated quickly, and require time to maintain.

As any business owner will attest, time becomes more scarce and more valuable as your business grows. Finding time to devote to your website becomes more difficult, especially if you aren't very tech savvy. DIY websites already lack the level of security most professionally hosted websites provide. Keeping your website secure becomes more difficult over time. Not to mention, your DIY website will likely look outdated in just 6 months. Trends and technologies change quickly online. You'll need to stay up to date with what's "in" and what's working. Not only will you need to devote time to maintain your website, you'll also need to educate constantly on web design tactics.

If you're serious about your new venture, or want your current business to be taken seriously online, then avoid the DIY website option. You'll thank yourself later, and your customers will be grateful, too. Plain and simple, if your business is important enough to you, you'll invest in a professional website. Although you will spend more money up front, you'll see a return on your investment many times over.

If you need expert advice on getting a website that best represents the quality of your business, let us know! Dock Line is quickly becoming the local leader in web design services. Demand for professional web design in Montgomery County is growing exponentially. If you need a beautiful website for your business that helps it grow month after month and year after year, then let's talk. Contact us today at ozzy@docklinemagazine.com. ♦



The following is provided for informational purposes only and is not, nor should it be construed as legal advice. This particular article refers to payments by Executors for an estate and should not be deemed to be general advice.

In my practice I am often asked by people who are serving as executor of an estate, "If there are multiple debts due, and I do not have sufficient funds to pay them all, which debts should I pay first?"

There is great temptation to pay the creditor which makes the most noise, thereby proving the old adage, "the squeaky wheel gets the grease."

This practice of yielding to the most

pressure is not, however, typically in the best interest of the estate or in the best interest of the executor. Based upon my personal experience and the experience relayed by executors with whom I've worked, the "squeakiest wheel" is often the one that should receive the lowest priority (i.e., unsecured debts, such as those from credit cards).

First is proper to determine what amount, if any, should be set aside for maintenance of a surviving spouse or decedent's surviving minor children. Space in this column is not sufficient to explain the family allowance in detail, but it shall suffice to say that surviving spouses and minor children are due allowance, if particular conditions

exist. (Estates Code §353.101 *et seq.*).

Other claims against the estate of the decedent shall be classified and have priority of payment as follows: (Estates Code §355.102).

Class I - Funeral expenses and expenses of last sickness for a reasonable amount to be approved by the court, not to exceed a total of \$15,000, with any excess to be classified and paid as other unsecured claims. It should be noted that \$15,000 is not a very large sum to cover expenses of the last illness and funeral expenses. It should also be pointed out that this limit only applies to those estates where there are insufficient funds to pay all debts.

Class II - Expenses of administration and expenses incurred in the preservation, safekeeping and management of the estate, including expenses awarded by the court for defending the Will, and unpaid expenses of administration awarded in a guardianship of the decedent. It should be further noted that even though attorney's fees may be paid as Class II expenses, they only gain this status of priority if they are incurred to protect the interest of all the beneficiaries. A person who files a contest to the Will in an effort to achieve a favorable outcome for himself is not entitled to Class II treatment of his claim.

Class III - Certain secured claims for money, including tax liens, so far as the same can be paid out of the proceeds of the property subject to the mortgage on the property or other lien, and when more than one mortgage lien or security interest shall exist upon the same property, they should be paid in order of their priority.

Class IV - Claims for the principal amount and accrued interest on delinquent child support and child support arrearages that have been confirmed and reduced to money judgment as determined by applicable sections of the Texas Family Code.

Class V - Claims for taxes, penalties, and interest under other select statutes.

Class VI - Claims for the cost of confinement established by the Texas Department of Criminal Justice under Section 501.017 of the Texas Government Code.

Class VII - Claims for repayment of medical assistance payments made by the state of Texas under applicable sections of the Human Resources Code to or for the benefit of the decedent. If the decedent was the beneficiary of Medicaid, and if such application for benefits was made after March 1,

BACK TO SCHOOL SESSIONS

SCHOOL PORTRAITS MADE EASY



Graduation Sessions

Did your kids miss out on graduation pictures for the 2020 school year? We can fix that! Whether it's your child's first milestone graduating Kindergarten or their last, earning their high school diploma, let's celebrate their achievements with graduation portraits done by a Certified Professional Photographer.



Back to School Sessions

Back to school sessions are a great way to get your kiddos hyped for the start of the school year, whether they'll be attending in person or online. They're a sweet way to show how much they've grown and let your child know how proud you are of them as they take on a new academic year.



Don't miss out on capturing the special moments of your child's educational journey! I know how to create stunning school pictures that bring your child's unique personality to life.

Sibling photo sessions available!

Contact me for more details for in-studio graduation & back to school sessions!

281-543-5938
kathy@dandkphotos.com

2005, the state of Texas may file a claim for reimbursement for all Medicaid benefits received by the decedent as a Class VII claim.

Class VIII - All other claims. This is the lowest priority of claims and includes, but is not limited to, all unsecured claims such as credit card debt. Even though credit card companies may be the most aggressive in attempting to collect a debt from the estate of the decedent, they are actually in the lowest position of priority of payment.

If the estate that you are serving as the executor is one of those that is fortunate enough to have a much greater balance of assets than liabilities, then these priorities, while still important, have less of a long-term impact so long as the executor pays or settles all of the debt.

If, on the other hand, the estate that you are serving as the executor does not have sufficient assets to pay all claims against the estate in total, it is extremely important that you make a determination regarding which debts are to be paid and in what order. As always, you are encouraged to seek the services of a qualified attorney of your choice.

James Bright is admitted to practice before the Federal Courts for the Southern District of Texas and Eastern District of Texas as well as all of the Justice Courts, Probate Courts, County Courts at Law, District Courts, Courts of Appeal and Supreme Court for the State of Texas. He maintains an office in Houston and by appointment another at 208 McCown Street in the heart of historic Montgomery. Contact may be made by telephone (936) 449-4455 or (281) 586-8277. For more information about wills or probate in Texas, please see - www.houstontxprobate.com. ♦

IF YOU WISH TO SUGGEST A TOPIC FOR THIS COLUMN, SEND TO:

JAMES M. BRIGHT

**14340 TORREY CHASE BLVD., SUITE 150
HOUSTON, TEXAS 77014**

Email: topics@houstontxprobate.com



Jessie Smith Photography

Capturing sweet moments for
you and your entire family!

Follow me on Instagram @JessieSmithphoto
Book a Session: JessieSmithPhoto@gmail.com

WILLS - PROBATE FLAT FEES

James M. Bright - Attorney at Law



-- WILLS --

Small or Large Estates • Trusts for Child/Grandchild
Designate Guardian • General or Specific Gifts
Statutory Powers of Attorney • Living Wills/Directives

-- PROBATE --

Apply for Probate • Prepare Documents
Letters Testamentary • All Court Appearances
File Inventory • Publish Creditor Notice



BY APPOINTMENT ONLY

MONTGOMERY OFFICE

208 McCown, Suite 114
Montgomery, Texas 77356

(936) 449-4455

HOUSTON OFFICE

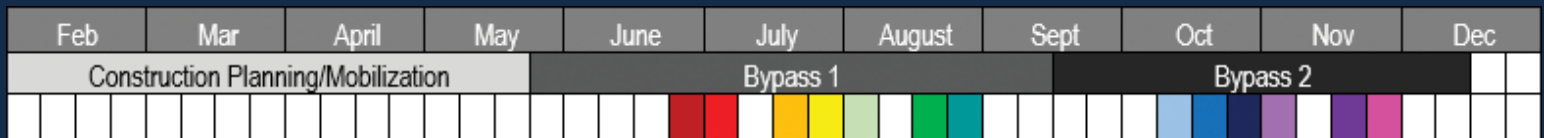
14340 Torrey Chase Blvd., Suite 150
Houston, Texas 77014

(281) 586-8277

www.houstontxprobate.com



SJRA Rehabilitation of Bear Branch Gravity Main Project Update



Over time infrastructure needs to be evaluated for repairs and improvements. As the operator of three wastewater treatment plants that serve the needs of Municipal Utility Districts (MUDs) throughout The Woodlands, the San Jacinto River Authority (SJRA) began improving the Bear Branch Gravity Main wastewater collection system in early 2020. When completed, the structural integrity of the more than 2.5 miles of pipe and associated manholes in the Village of Cochran's Crossing will be restored, preventing aquifer groundwater and stormwater from entering the collection system through possible leaking joints and manhole covers.

PROJECT UPDATE JULY 2020

SJRA's construction contractor, SAK Construction, mobilized February 2020. Since then, SAK has installed:

- Temporary access roads so that the heavy equipment can reach all of the manholes and pipes to be rehabilitated.

- The first of two bypass systems so that wastewater service remains uninterrupted while the project is completed.

SAK will begin a cured-in-place pipe (CIPP) lining process as well as manhole rehabilitation efforts. By using CIPP, SJRA will be able to significantly increase the life of our aging gravity sewer system in the most cost-effective manner that also reduces the construction schedule and impacts to the community. The CIPP process will be completed in smaller segments as shown below. SAK will be onsite 24-hours per day. Once the first half of the segments are rehabilitated, SAK will relocate the bypass to then start the second half of the project. Below is a map that identifies each segment, the two bypass pipelines, and the estimated construction schedule (dates subject to change).

What is Bear Branch Gravity Main?

Why does it need to be rehabilitated?

The Bear Branch Gravity Main, a major sewer collection main for the SJRA Woodlands

Division Wastewater Treatment Facility (WWTF) No. 2 service area, was installed in 1985, and requires rehabilitation based on physical condition assessments conducted in previous years. The gravity main is approximately 16,000 linear feet of existing 42-inch to 72-inches in diameter reinforced concrete sewer pipe.

What is Cured-in-Place-Pipe (CIPP)?

CIPP is a trenchless technology to rehabilitate and repair existing pipes without having to excavate or replace the pipes. It is a joint free, seamless pipe lining that is installed within the existing pipe. It is one of the most widely used rehabilitation methods for existing aging sewer lines.

What is the process for CIPP lining installation to rehabilitate the pipe?

- Divert existing sewer line flow by diversion pumps from one manhole to another.
- Mechanically clean and televise existing sewer line, remove debris, and check for failures.



- Mobilize trucks and equipment to a designated upstream manhole to receive the CIPP lining and at a downstream manhole that the CIPP lining will stop.

- The process of CIPP involves inserting and running a felt lining made of fiberglass into a preexisting pipe that is the subject of repair and rehabilitation. Resin within the liner is then exposed to a curing element (hot water) to make it attach to the inner walls of the pipe. Once fully cured, the lining now acts as a new pipeline.

- Because there are several different diameters of pipe within the pipeline, this process will be required to be repeated several times.

Why are there pipes laying on the ground?

In order to rehabilitate the gravity main system, the selected construction method requires that the existing system (underground sewer line) be taken out of service, in sections. The temporary above ground pipes will be used to bypass sections of the existing system while they are rehabilitated using CIPP.

What are normal construction hours?

Temporary access roads have been installed along the project route to allow the

specialized CIPP equipment to access the pipes and manholes. Once the contractor starts the CIPP process, the crew will work 24/7 until that segment is complete. They will then move their equipment to the next segment to proceed with the next CIPP lining installation. There may be construction traffic on the access roadway during the night; however, if you see something suspicious, please report it to Montgomery County Sheriff's Department at 936-760-5800.

Will there be noise, dust, or odors from the construction activities?

As with any construction, there may be activities that cause noticeable noises, but the contractor is required to minimize impacts to the neighboring communities. The contractor will mitigate dust impacts using water trailers as needed. Potential odors may be present in the vicinity of the where the bypass pipes are discharging into manholes and when the contractor is cleaning the existing sewer pipe in advance of installing the CIPP. The lining process may have a smell similar to nail polish.

Will the area be restored and temporary roads and water crossings be removed?

The current scope of work requires SJRA's

contractor to restore any areas impacted by construction activities. Planning and coordination between SJRA and The Woodlands Township may require some revisions to restoration activities.

When will this project be completed?

The project is currently anticipated to be complete by spring of 2021.

One of the major river authorities in Texas, SJRA's mission is to develop, conserve, and protect the water resources of the San Jacinto River basin. Covering all or part of seven counties, the organization's jurisdiction includes the entire San Jacinto River watershed, excluding Harris County. For additional information on SJRA visit our website at www.sjra.net, like SJRA on Facebook @SanJacintoRiverAuthority, follow us on Twitter @SJRA_1937, find us on Instagram @sanjacintoriverauthoritySJRA, or connect with us on LinkedIn @San Jacinto River Authority. ♦

IS THAT A BABY OWL?

By: Lisa Wolling, Executive Director

We are fortunate in our part of Texas to have four different types of owls that can be found. Quite often at our intake center, we get calls about “baby great horned owls”. In our area, great horned owls are generally hatched early in the year, as early as January. While there are times we do get in baby great horned owls, many times what people actually find are the smallest owl in our area, the Eastern Screech Owl (which in everyone’s defense, do look a lot like miniature Great Horned Owls).

Eastern Screech Owls are short, stocky owls. Adults are only about 6 to 10 inches tall and weigh on average only $\frac{1}{4}$ to $\frac{1}{2}$ of a pound. They have pointed ear tufts similar to those of the Great Horned Owl and are either mostly gray or mostly reddish-brown in color. The red (or rufous) coloration seems to be more common in southern states. The screech owls’ coloration is in no way connected to their gender, nor does the coloration change throughout their lifetime; gray owls remain gray and red owls remain red. In fact, both color morphs can occur within the same clutch of babies. Their

eyes are pale yellow in color.

The Eastern Screech Owls are the most strictly nocturnal of all North American owls, so they are far more often heard than seen. They are known for their trilling or whinnying song. Screech Owls are common in most types of woods and prefer to be near water. Although they would rather nest in tree cavities, they can also be attracted to man-made nesting boxes, and pairs are monogamous. Eggs are laid in late March or early April, with 2 to 5 eggs being usual. The eggs hatch after 26 days. During nesting, the female stays in the nest except for brief dawn and dusk excursions. She and the nestlings are fed by the male. The owlets fledge at about four weeks of age, but they gain flight and hunting skills slowly. The family will stay together for another 8 to 10 weeks as the owlets depend on their parents for food while they hone their own hunting skills. Both parents feed and tend to the youngsters at this stage.

During the day, screech owls prefer to remain hidden in tree cavities or old woodpecker holes. At dark, they emerge to hunt, with

most prey being taken in the few hours just after nightfall. Eastern Screech Owls eat small birds, rodents, and surprisingly large numbers of earthworms, insects, crayfish, tadpoles, frogs, and lizards. They will also eat bats, scorpions, spiders, snails, and occasionally fish. Screech Owls are ambush hunters; they prefer to observe from a perch in a tree or bush and then dive down to pounce on prey. Because they often take prey on the ground and consume large numbers of insects, Screech Owls are particularly susceptible to poisoning from pesticides and fertilizers.

As with all owls, Eastern Screech Owls are perfectly designed hunters. Their skeletal structure is very light and strong, and many of the bones which would be separated in mammals are fused together in owls, making them strong to support their weight on the ground. In addition, some of their larger bones are hollow with bony internal bracing. This helps reduce overall weight. Owls are known as silent flyers, so you will never hear an owl flapping overhead. Their flight feathers are edged in



Eastern Screech Owl babies are tiny little fluffballs about the size of a billiard ball. You can still see the “egg tooth” on these little ones (at the end of the beak, which helps them to peck out of their shell). They will fledge at four weeks of age, but are still dependent on their parents for another 8-10 weeks.



Top left: juveniles almost ready for release. Top right: red morph adult Eastern Screech Owl. Bottom left: gray morph showing their wonderful camouflage. Bottom right: adult gray morph Eastern Screech Owl.

fringe-like tips, which cuts down on air turbulence and effectively muffles the sound of flight. Many owl species have asymmetrical ears. Having ears located at different heights on their head makes them more able to pinpoint the location of sounds in multiple directions. While owls cannot, despite common myths, turn their heads all the way around, but they can rotate them up to 270 degrees in either direction. They have fourteen neck vertebrae (twice as many as humans) and they also have a special arrangement of the jugular veins to ensure that blood supply is not impeded as the neck is rotated. As nocturnal animals, owls have disproportionately large eyes. These large eyes help to improve their hunting efficiency,

especially under low-light conditions. Their well-developed eyes are actually not eyeballs as such, but elongated tubes which are held in place by bony structures in the skull. For this reason, an owl cannot move its eyes at all to look side to side or up and down, but rather they need to pivot their head to look around.

If you happen to be out and about after dark, keep your eyes and ears peeled to see if you can observe these little nocturnal beauties. If you want to learn to recognize some of their calls, check out the following link: <https://www.audubon.org/field-guide/bird/eastern-screech-owl> and click on "songs and calls".

With the ongoing concerns during the Covid outbreak, we continue to do our best to

remain open while keeping everyone safe. We are extremely grateful to our wonderful volunteers for helping to assure that we can stay open. For the time being, we remain open, but our hours are limited, and we are accepting animal intakes only by appointment. If you need assistance, please call 281-259-0039, or email to our emergency email at ftwl.help@gmail.com. For the time being, our visitor's center and educational programs remain closed.

To learn more about what we do and view pictures of many of the animals we assist, please visit our Facebook page at www.facebook.com/SavingTexasWildlife. ♦

Article and photos
by Bronwyn Clear,
Certified Texas
Master Naturalist



Eastern Kingbirds appear very formal, dressed in black "coats, tails & hats" with white "shirts".

Flycatchers & the Texas Bird-of-Paradise

Flycatchers migrate into our area to spend spring and summer. Scissor-tails, Eastern Phoebes, Eastern Kingbirds, and many others. They mate, nest and raise their young here, and then in late fall they gather together in large flocks and head south to spend warm winters in Mexico or Central America.

Some flycatchers, such as the aptly named Eastern Phoebe, are "little brown jobs" with not much to characterize them other than their repeating call of "PHOEBE". Scissor-tailed Flycatchers, also known as the Texas Bird-of-Paradise, are all-time favorites with exotic long split tails, light grey bodies and peachy-orange wing

and belly markings. Eastern Kingbirds appear very formal and pert in their tuxedo feathers of black and white.

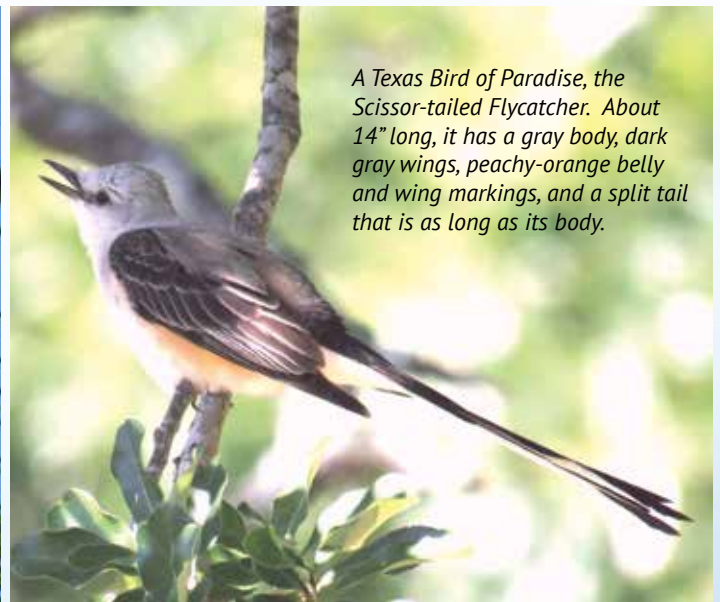
As expected by their name, flycatchers are primarily insectivores which can execute tight spinning maneuvers to catch insects on the wing. You will see them almost anywhere,



This 'little brown job' is an Eastern Phoebe flycatcher, and she is sitting defiantly on her nest. Can you make out her flat beak?



This Eastern Kingbird flycatcher is 70' up in a tree, snatching up high flying insects. Sometimes the flying insects are low to the ground and sometimes high in the sky. The birds go where the getting is good.



A Texas Bird of Paradise, the Scissor-tailed Flycatcher. About 14" long, it has a gray body, dark gray wings, peachy-orange belly and wing markings, and a split tail that is as long as its body.

on telephone wires, up in high trees, on fence posts, or spots near the water to catch lake insect hatches. Farmers and ranchers appreciate them because they eat grasshoppers, flies and other insects that harm crops and animals.

You can tell if a bird is a flycatcher by looking at its beak shape. The types of bills that catch flying insects tend to be very flat and look like pancake spatulas! These flat beaks

have more surface area than birds with pointed bills which makes them best for catching fast winged insects. This flat beak gives flycatchers an advantage.

To see photos of our Texas bird-of-paradise in flight, check out Google images and videos for "Scissor-tailed Flycatcher in flight". Or look on youtube.com. These sky dancers are breathtaking aerial artists, fluttering verti-

cally up and down as much as 100 feet during mating season. It is worth the time to watch a scissor-tailed aerial show.

Learn more about the incredible nature in our area by joining a chapter of the Texas Master Naturalist organization. To find a chapter close to you, or to read about the state program, go online to www.txmn.org. Volunteer and get involved! ♦



Look straight into any flycatcher's face and you can see how very flat their bill is. Like a spatula! All the better to catch winged insects.

Fishing ADVENTURES

with Derek Pietsch



Today Parker and I went fishing at Lake Fork. We fished and fished and guess what? Zero Fish.

Since we did not catch anything yesterday, today will be a challenge to find where they are hiding. Parker's brother-in-law and girlfriend went with us today. She caught a 5 pounder. The challenge was on. I was determined we would catch some good fish today.

Parker and I were basically fishing in the same place making the same cast. He caught 2 spotted bass. I was fishing with a football jig. I caught a 5 pounder, and a 4 pounder. We kept on fishing in that honey hole. It was just fun catching since yesterday was a big 0. I caught 9 fish on the same spot.



Parker was having fun and did not want to leave. I needed to drive back but he kept insisting we stay a little longer. The gas tank in the boat was saying it was empty and he ignored it, thinking there was still gas in the tank. Surprise, the boat came to a screeching halt. We flagged down a guy on the lake and he went to get us some gas. He brought it back and we put it in the tank and it still did not start. He took Parker back to get more gas and that boat would not crank. This man called his wife and she had a little car and we all jumped in. I was scrunched and my head touched the roof. It was crazy, but thankful we were rescued. We all needed to get home and it was getting late. She took me, his brother-in-law and girlfriend to our cars. The man took Parker to the boat launch.

What an adventure. I did not make it home till 1 a.m. exhausted.

July 4, 2020 Happy 4th of July

What a great way to celebrate the 4th of July. Fishing at Galveston with my best friends Trey and Travis. The catch of the day was redfish and trout. There is a 5 trout limit and a limit of 3 redfish per person. We caught our limit of 3 redfish each and 6 trout. Used plastic swimbaits for bait. Having a great time with my friends and cooking up our catch.

July 5, 2020 Surfing on Lake Conroe

This evening I went out in the boat with my
28 Dock Line Magazine - Tomball Edition August 2020

parents. It's really busy with boats on July 4th so I like to go out after everything calms down. The best time is early in the morning or late in the evening about an hour before sunset. The lake is quiet except for the birds and the sound of the waves as we move on the water. It is one of the most relaxing times of the day. I get my board out and enjoy the rest of the evening. My legs are burning, what a great workout. It's all worth it. At the end of day enjoying a great sunset. Doing What You Love. Loving What You Do. Enjoying the Great Outdoors.

July 8-9 2020 Fort Gibson Practice

Trey and I are getting ready for the tournament on Fort Gibson. It was originally scheduled in March, but got cancelled because of



the Coronavirus. Today we went out where the lake meets Ft. Gibson up the river. It was a giant rock wall. Current was on one side of it. Overflow from the lake was above us flowing over the rocks.



We used spinner baits and big worms. Got about 30 bites and caught a few fish. At the end of the day we shook them off. While we were idling, a big paddlefish jumped up about 3 feet in the air and scared Trey. Some of them we saw were about 5 feet long.

We went out today and practiced and caught about 13 pounds of fish. Going to continue to practice and try to locate the big fish.

Our trolling motor was giving us trouble and was not working correctly. We did not have time to fix it so I went to Walmart and purchased a paddle. Trey already had one in the boat and I bought another one. I don't know how that is going to work but we will try our best.

I called Lee Livesay, one of my buddies on



the Bassmaster Elite Series and talked to him and told him that the trolling motor broke on Trey's boat. We both had paddles and we would use them. Lee knew that was not going to work so he called his one of his buddies, named Billy that lives in Oklahoma and told him we were in a bind. He asked him if we could borrow his boat and he said, "OK". That was such a generous offer but we did not feel that we knew him enough to take out his nice boat. Lee talked to us and said, "Go ahead and use it, you can't paddle and fish at the same time". We had never accepted something like this before. We did not even know this man and he was willing to help us. So, we both looked at each other and said, "Let's do this". We got in the truck and drove an hour away and picked up Billy's boat and talked with him and transferred our equipment into his boat. We just met one of the most generous guys. We were extremely grateful that he trusted us to use his boat. We drove back to the hotel and finally got to bed around midnight. Set our alarm to wake up at 4:30 a.m.

July 10, 2020 FLW Fort Gibson Tournament

It was a Friday morning with a slight breeze blowing. We were one of the last teams to take off. There were 82 teams in the tournament today. We were driving the bright green Skeeter and were about to set out on a great day of fishing.

We headed to the south end of the lake first. That is where we had the most bites during practice.

Our first stop was at a transition bank with a brush pile. This is when the rocks go from big to small with sand. This was one of the patterns we discovered. At 12 feet deep there was a school of fish. I caught the first keeper on the first cast. It was 2 ¼ pounder. Trey cast once and then on the second cast he landed a 6 pounder. He was going crazy, but he had to keep it down because there were other boats near us and we didn't want to make it obvious our spot was good. What a great way to start a tournament. For a solid hour it was non-stop action. Every cast we were getting bit or hook-





ing fish. We were on a roll and this was fun! At this spot we caught 10 fish, 5 of which were keepers. It slowed down and we left and went to the next spot.

We went to a brush pile half way up the river. This is another spot we went to during practice and I shook off some fish the day before. We didn't catch a thing. It was getting cloudy and as we looked in the distance you could see it raining about 500 yards away.

Rain came and went. We went back to the first spot where we caught the big fish and got the most bites. We did this because the day before a storm rolled in just like today, they bit like crazy and we were hoping for a repeat. Well as you know things change and that did not happen.



We saw some a high school boat fishing nearby so that hole was probably fished out.

We decided to go north running way up the river. It was a 30-minute run. Got to another transition bank with a brush pile fishing in 10-12 feet of water. The thermocline

was at 12 feet. Trey and I were listening to Podcast Bass University on the way to the tournament about how the thermocline effects fishing. We realized why we were catching fish at a certain depth.

A thermocline develops when layers of water separate into several layers and the lowest level of water in the lake is full of rotted decaying matter, therefore depleting the oxygen. Since this bottom layer is depleted of oxygen baitfish like the gizzard and threadfin shad and other fish cannot survive below the thermocline. When you have reached the thermocline there is a sudden change in temperature. We were fishing right above the thermocline.

We were up north going up the bank fishing some of the lay downs. On my 3rd cast I hooked a 4 pounder. I culled one of my fish up. Right after I caught mine Trey was throwing the big worm on a small lay down and as soon as it hit the water, he picked up on it and it was dead



weight. Had it on for two seconds and it pulled off. He didn't have a good hook set. After that we only had one more bite. We had ten bites on this same spot the day before.

We went to four to five more places and didn't catch a thing.

We ran all the back to the South end of the lake. We were low on gas. Running from one end of the lake to the other that we used fifty gallons of gas. We stopped at the gas station and put in five gallons, that would be enough to get us back to the weigh in.

Trey was throwing a jig and made a cast. He was dragging it across a brush pile and got hung up. He started popping it hard trying to release it and it came out. He drug it for two seconds and got popped. He had a fish on. Set the hook, it felt good. Fighting it, as he was reeling it in, he knew it was going to be a good cull. Landed it and culled one of the smaller ones. We only had one more small fish.

The lures we were using were the Magnum Trick Worm, Ol Monster and a Football jig. We ran out of spots so I started idling looking for new spots. We found another brush pile and on the first cast I set the hook and it pulled 3 strips of drag and the fish pulled straight into the brush pile and broke me off. That was our winning fish. It only needed to be a 4 pounder, but I know it was way bigger than that. It dominated me and I could not do a thing. It was so strong it broke me off.

We fished a few more places with no luck. Last place we went to we caught 4 keepers. That did not help, they were all too small. We fished as far as the lake goes from the south end all the way to the north end of the lake. We covered everything that looked good.

When we arrived at the weigh-in we pulled into a boat stall and parked the boat. We had a good bag on board but it sure would have been better if we had my fish that broke off or Trey's bigger fish that we lost to cull up the last small fish. Since we are social distancing for Covid-19 they only let one of us go up on stage with a mask to weigh the fish. Our bag weighed 17-5. They had me hold up our fish. It was exciting. I told them the big one was Trey's. We were excited! I told Trey and my mom I did not think it would hold. There was going to be someone else that had a few more pounds. There were still people in line and we were patiently waiting as they stepped up to weigh in fish. Then the Oklahoma's team came up and



had a bag weighing 19-14 and took over first place. We were still happy to come in second, but the most exciting thing was that we qualified to go to the FLW National Championship. The top 10 teams qualified. It will be held in 2021. It was a great tournament and we want to thank our new friend, Billy for being so generous and letting us borrow his boat. We sure could not have covered the water we did with a paddle instead of a trolling motor. This is what makes fishing so great. Meeting great people that are so generous and help others. It is all part of the journey, we will never forget this. Trey and I cannot thank Billy enough for letting us use his boat.

When the tournament was over, we took the boat back to Billy. He told us that 4 to 5 people called him and wanted to know why he let those Texas guys use his boat. He told them that we were friends with Lee so we must be good guys. You could spot this boat anywhere. It was fluorescent lime green and obviously this guy Billy knows everyone on the lake. **THROW IT OUT, POP IT IN, FISH ON! ♦**



Empowering Business



Greater Tomball Area Chamber of Commerce

Member Benefits Include:

- Networking & Exposure
Identity
- Community Contribution
Information

**29201 Quinn Rd., Ste B
P.O. Box 516**

Tomball, TX 77377-0516

281-351-7222

***We have
FREE area
maps &
brochures***

www.tomballchamber.org

This Summer ADOPT, Don't Shop



Who Rescued Who
CANINE REHABILITATION AND RESCUE

Interested in adopting,
fostering or donating?

www.facebook.com/adopt.wrw
adopt.whorescuedwho@gmail.com
www.whorescuedwho.us

Who Rescued Who's mission is to aid homeless, abandoned and neglected dogs, to nurture them in the foster care of volunteers, to provide veterinary care and socialization, and to place them in permanent loving and responsible homes at the same time, educating people on the importance of companion animals in our society.



Most eligible forever home companions...

Sponsored by:



GRASTEN

POWER TECHNOLOGIES LLC

2418 N. Frazier • Conroe, TX 77303

*We value your health – Now Offering
Virtual In-Home Consultations and
No Money Down Financing.*



TECL#31032
Master Electrician
License #51087

281-259-6500

www.grastengenerators.com

0% Interest Financing

**Payment Plans
Starting at \$99/month!**

**Full Year of Preventative
Maintenance, FREE!**

**Call for a
Free Estimate today!**

GENERAC

*Automatic Standby
Generators*

24/7
Quality
Service

- Sales, Service & Installation
- Residential & Commercial Generators

Power through the storm.

